

ACME Check Connectors for Lift Trucks

7141F and 7141M

Application

These brass connectors are especially designed to join the carburetor fuel line to the service valve on lift truck cylinders. Sturdy, long lasting ACME threads allow quick, hand-tight assembly that provides for quick and simple cylinder replacement. Back checks automatically close in each connector when disconnected.

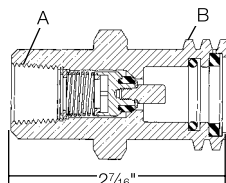
The 7141M couples directly to the service valve. An integral O-ring is designed to seal before the internal check opens, aiding in product loss prevention. A gasket at the ACME thread is a secondary seal when the connectors are tightened together. The connector fits RegO lift truck cylinder filling adapters for fast, convenient filling.

The 7141F accepts fuel line adapter and couples directly to the 7141M. The O-ring seal in the 7141M is designed to seal before the internal check opens to allow product to pass through the connection. The knurled coupling eases threading and the ACME threads provide rapid effortless make-up, even against LP-Gas pressure.

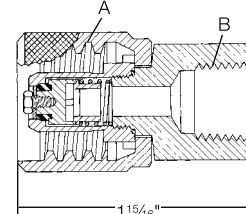
NOTE: Refer to the "Cylinder and Service Valves" section of the L-500 catalog for additional information.



7141M



7141F



Ordering Information

| Part Number | Application | A. Inlet | B. Outlet | Protective Cap* | |
|-------------|---------------|----------------|----------------|-----------------|--------|
| | | | | Rubber | Brass |
| 7141M | Service Valve | 3/8" F. NPT | 1 1/4" M. ACME | 7141M-40 | 7141FP |
| 7141F | Fuel Line | 1 1/4" F. ACME | 1/4" F. NPT | - | - |

* Recommended to minimize foreign material entering valves which could result in leakage.

Unloading Adapters for Container Evacuation 3119A, 3120 and 3121

Application

Designed to provide an efficient means of evacuating an LP-Gas container for relocation or repair. They thread directly onto the 1 1/4" ACME male hose connection of RegO Filler Valves used on RegO Double Check Filler Valves and Multivalves®.

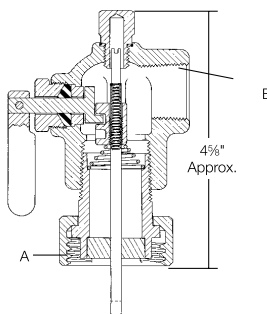
The unloading adapters can be used to withdraw liquid provided the container is equipped with a dip pipe extending from the filler valve to the bottom of the container.

Features

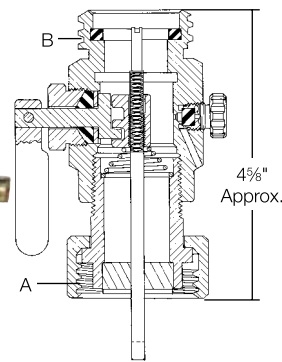
- Available in either angle or in-line type configurations.
- Built-in vent valve provides for a controlled release of gas which may be trapped within the unit after use and also helps to indicate closure of the Filler Valve.
- Integral plunger has two different lengths of travel, 1/4" and 1/2", depending on which way the lever is turned. Can be used with all RegO Filler Valves.



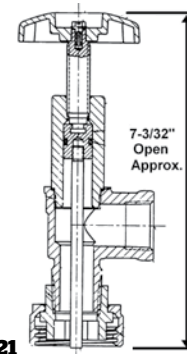
3120



3119A



3121



Materials

Body Brass
Plunger Steel

Ordering Information

| Part Number | Style | A. Filler Valve Connection | B. Hose Connection |
|-------------|---------|----------------------------|--------------------|
| 3119A | In-Line | 1 3/4" F. ACME | 1 1/4" M. ACME |
| 3120 | Angle | | 3/4" F. NPT |
| 3121 | | | |